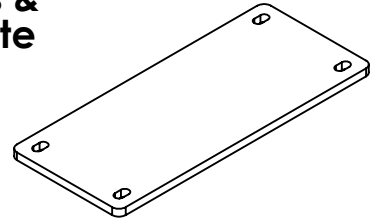




# Vesta Guest Arm/Armless & Vesta Junior Ganging Plate Assembly Instructions

Model Number  
C011-049



www.norix.com • TEL 800 234-4900

Assembly Notes: Norix is not responsible for any damage due to improper installation. If your shipment does not match the parts list, please contact Norix Customer Service at 800-234-4900. Norix reserves the right to modify design specifications at any time without an obligation to owners of previously sold products.

## Parts List

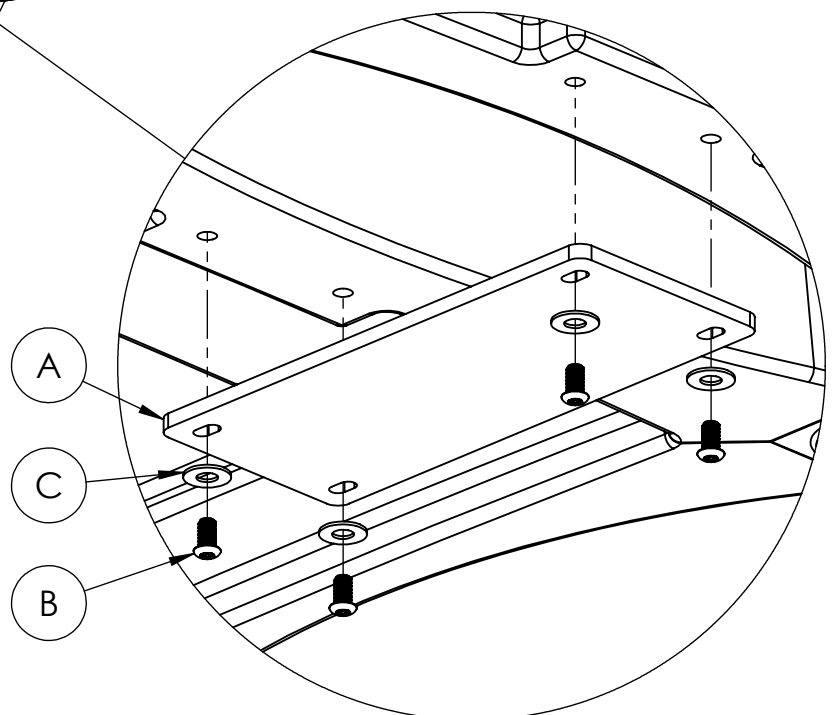
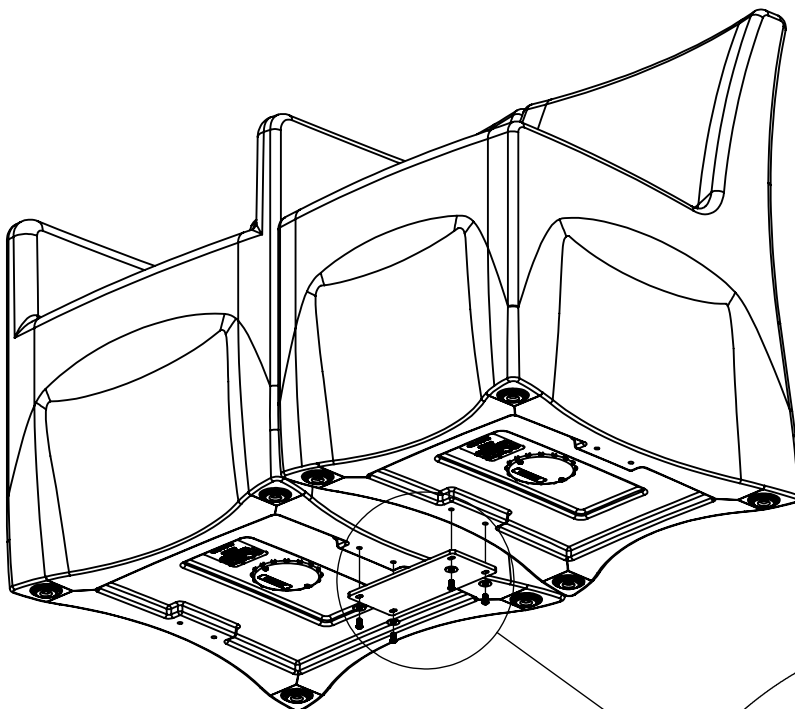
## Tools Needed

| ITEM | QTY. | PART NUMBER | DESCRIPTION  |
|------|------|-------------|--|
| A    | 1    | 011-055     | Ganging Plate, Vesta, Junior & Guest Arm/Armless Chair             |
| B    | 4    | 021-052     | Screw, Machine, 1/4"-20x.5". BH, Pin in Torx®, T-27, Zinc, Thd.LK. |
| C    | 4    | 026-006     | Washer, Flat, 11/32 ID X 3/4" OD x 0.050 Thk 18-8 SST              |

Variable Speed Drill

Pin in Torx® Bit, T-27

Align the ganging plate with the bottom holes of the chairs as indicated below. Secure the plate to the chairs using (4) 1/4-20 screws and (4) washers.



DETAIL A  
SCALE 1 : 3

Page 1 of 1